

TREASURY MANAGEMENT STRATEGY

Minimum Revenue Provision Policy and Annual Investment Strategy 2025/26

INDEX

1	INTRODUCTION	2
1.1	Background	2
1.2	Reporting requirements	3
1.3	Treasury Management Strategy for 2025/26	5
1.4	Training	5
1.5	Treasury management consultants	6
2	THE CAPITAL PRUDENTIAL INDICATORS 2025/26 – 2027/28	
2.1	Capital expenditure	7
2.2	Council’s borrowing need (Capital Financing Requirement)	8
2.3	Liability Benchmark	9
2.4	Core Funds and Expected Investment Balances	10
2.5	Minimum Revenue Provision (MRP)	11
3	BORROWING	12
3.1	Current Portfolio Position	12
3.2	Limits to Borrowing Activity	13
3.3	Prospects for Interest Rates	14
3.4	Borrowing Strategy	17
3.5	Policy on Borrowing in Advance of Need	17
3.6	Debt Rescheduling	18
3.7	New Financial Institutions as a Source of Borrowing	18
3.8	Approved sources of Long and Short Term Borrowing	18
4	ANNUAL INVESTMENT STRATEGY	19
4.1	Investment policy – management of risk	19
4.2	Creditworthiness policy	21
4.3	Other limits	24
4.4	Investment strategy	24
4.5	Investment Risk Benchmarking	27
4.6	End of year investment report	27
4.7	Non-Treasury Investments	27
4.8	Commercial Income as a Percentage of Net Revenue	
	Expenditure	29
4.9	Capital Investment Strategy	29
5	APPENDICES	30
A	The capital prudential and treasury indicators 2025/26 – 2027/28	30
B	Interest rate forecasts 2024-2028	33
C	Economic Background	34
D	Treasury Management Practice (TMP1) – Credit and Counterparty Risk Management	38
E	Approved Countries for Investment	41
F	Treasury management scheme of delegation	42
G	The Treasury Management role of the section 151 officer	43
H	Capital Investment Strategy 2025/26 – 2029/30	45

1. INTRODUCTION

1.1 Background

The Council is required to operate a balanced budget, which broadly means that cash raised during the year will meet cash expenditure. Part of the treasury management operation is to ensure that this cash flow is adequately planned, with cash being available when it is needed. Surplus monies are invested in low-risk counterparties or instruments commensurate with the Council's low risk appetite, providing adequate liquidity initially before considering investment return.

The second main function of the treasury management service is the funding of the Council's capital plans. These capital plans provide a guide to the borrowing need of the Council, essentially the longer-term cash flow planning, to ensure that the Council can meet its capital spending obligations. This management of longer-term cash may involve arranging long or short-term loans or using longer-term cash flow surpluses. On occasion, when it is prudent and economic, any debt previously drawn may be restructured to meet Council risk or cost objectives.

The Council's Corporate Plan identifies the Corporate Objectives of the Council, and which then informs capital investment requirements. The 2025/26 to 2029/30 Capital Programme includes capital investment which will require resourcing, from revenue, earmarked reserves, capital receipts, grant income, and borrowing.

The contribution the treasury management function makes to the authority is critical, as the balance of debt and investment operations ensure liquidity or the ability to meet spending commitments as they fall due, either on day-to-day revenue or for larger capital projects. The treasury operations will see a balance of the interest costs of debt and the investment income arising from cash deposits affecting the available budget. Since cash balances generally result from reserves and balances, it is paramount to ensure adequate security of the sums invested, as a loss of principal will in effect result in a loss to the General Fund Balance.

Whilst any commercial initiatives or loans to third parties will impact on the treasury function, these activities are generally classed as non-treasury activities, (arising usually from capital expenditure), and are separate from the day-to-day treasury management activities.

The Chartered Institute of Public Finance and Accountancy (CIPFA) defines treasury management as.

“The management of the local authority's borrowing, investments and cash flows, its banking, money market and capital market transactions; the effective control of the risks associated with those activities; and the pursuit of optimum performance consistent with those risks.”

The treasury management activity involves substantial sums of money, which it borrows and invests. This exposes the Council to potential large financial risk, which can include the loss of invested funds, or the revenue consequence of changes in interest rates. Therefore, the successful identification, control and monitoring of risk are integral to this function and include credit and counterparty risk, liquidity risk, market or interest rate risk, refinancing risk and legal and regulatory risk.

1.2 Reporting Requirements

1.2.1 Capital Investment Strategy

The CIPFA 2021 Prudential and Treasury Management Codes require all Local Authorities to prepare a capital investment strategy report, which will provide the following:

- A high-level long-term overview of how capital expenditure, capital financing and treasury management activity contribute to the provision of services
- An overview of how the associated risk is managed
- The implications for future financial sustainability

The aim of this capital strategy is to ensure that members of the Governance and Audit Committee understand the overall long-term policy objectives and resulting capital investment strategy requirements, governance procedures and risk appetite.

This capital investment strategy is reported separately from the Treasury Management Strategy Statement; non-treasury investments will be reported through the former. This ensures the separation of the core treasury function under security, liquidity and yield principles, and the policy and commercialism investments usually driven by expenditure on an asset. The capital investment strategy shows:

- The corporate governance arrangements for these types of activities.
- Any service objectives relating to the investments.
- The expected income, costs and resulting contribution.
- The debt related to the activity and the associated interest costs.
- The payback period (MRP policy).
- For non-loan type investments, the cost against the current market value.
- The risks associated with each activity.

Where a physical asset is being bought, details of market research, advisers used, (and their monitoring), ongoing costs and investment requirements and any credit information will be disclosed, including the ability to sell the asset and realise the investment cash.

Where the Council has borrowed to fund any non-treasury investment, there should also be an explanation of why borrowing was required and why the MHCLG Investment Guidance and CIPFA Prudential Code have not been adhered to.

If any non-treasury investment sustains a loss during the final accounts and audit process, the strategy and revenue implications will be reported through the same procedure as the capital investment strategy.

To demonstrate the proportionality between the treasury operations and the non-treasury operation, high-level comparators are shown throughout this report.

1.2.2 Treasury Management Reporting

The Council is required to receive and approve, as a minimum, three main reports each year, which incorporate a variety of policies, estimates and actuals.

a) Prudential and treasury indicators and treasury strategy (this report)

The first and most important report is forward looking and covers:

- The capital plans (including prudential indicators).
- A Minimum Revenue Provision (MRP) policy (how residual capital expenditure is charged to revenue over time).
- The Treasury Management Strategy (how the investments and borrowings are to be organised) including treasury indicators; and
- An Investment Strategy (the parameters on how investments are to be managed).

b) A mid-year treasury management report – This is primarily a progress report and will update members on the capital position, amending prudential indicators as necessary, and whether any policies require revision. In addition, the Corporate Policy and Resources Committee will receive quarterly update reports.

c) An annual treasury report – This is a backward-looking review document and provides details of a selection of actual prudential and treasury indicators and actual treasury operations compared to the estimates within the strategy.

Scrutiny

The above reports are required to be adequately scrutinised before being recommended to the Council. This role is undertaken by the Governance and Audit Committee.

Quarterly Reports

In addition to the three major reports detailed above, quarterly reports at the end of June and December are also required. As the Council's quarter one end is at the end of May then this represents the end of June report. These reports are included within the quarterly reports which are considered by the Corporate Policy and Resources committee.

1.3 Treasury Management Strategy for 2025/26

The strategy for 2025/26 covers two main areas:

Capital issues

- The Capital expenditure plans and the associated prudential indicators.
- The Minimum Revenue Provision (MRP) policy.

Treasury management issues

- The current treasury position.
- Treasury indicators which limit the treasury risk and activities of the Council.
- Prospects for interest rates.
- The borrowing strategy.
- Policy on borrowing in advance of need.
- Debt rescheduling.
- The investment strategy.
- Creditworthiness policy; and
- The policy on use of external service providers.

These elements cover the requirements of the Local Government Act 2003, DLUHC (now MHCLG) Investment Guidance, DLUHC (now MHCLG) MRP Guidance, the CIPFA Prudential Code and the CIPFA Treasury Management Code.

1.4 Training

The CIPFA Treasury Management Code requires the responsible officer to ensure that members with responsibility for treasury management receive adequate training in treasury management. This especially applies to members responsible for scrutiny.

Furthermore, pages 47 and 48 of the Code state that they expect “all organisations to have a formal and comprehensive knowledge and skills or training policy for the effective acquisition and retention of treasury management knowledge and skills for those responsible for management, delivery, governance and decision making.

The scale and nature of this will depend on the size and complexity of the organisation’s treasury management needs. Organisations should consider how to assess whether treasury management staff and board/ council members have the required knowledge and skills to undertake their roles and whether they have been able to maintain those skills and keep them up to date.

As a minimum, authorities should carry out the following to monitor and review knowledge and skills:

- Record attendance at training and ensure action is taken where poor attendance is identified.
- Prepare tailored learning plans for treasury management officers and board/council members.
- Require treasury management officers and board/council members to undertake self-assessment against the required competencies (as set out in the schedule that may be adopted by the organisation).
- Have regular communication with officers and board/council members, encouraging them to highlight training needs on an ongoing basis.

In further support of the revised training requirements, CIPFA's Better Governance Forum and Treasury Management Network have produced a 'self-assessment by members responsible for the scrutiny of treasury management', which is available from the CIPFA website to download.

The training needs of treasury management officers are periodically reviewed.

A formal record of the training received by officers central to the Treasury function will be maintained by Financial Services. Similarly, a formal record of the treasury management/capital finance training received by members will also be maintained by Financial Services.

1.5 Treasury Management Consultants

The Council uses MUFG Corporate Markets (formerly Link Group), as its external treasury management advisors.

The Council recognises that responsibility for treasury management decisions remains with the organisation at all times and will ensure that undue reliance is not placed upon our external service providers. All decisions will be undertaken with regards to all available information, including, but not solely, our treasury advisers.

It also recognises that there is value in employing external providers of treasury management services in order to acquire access to specialist skills and resources. The Council will ensure that the terms of their appointment and the methods by which their value will be assessed are properly agreed and documented and subjected to regular review.

The scope of investments within the Council's operations now includes both conventional treasury investments, (the placing of residual cash from the Council's functions), and more commercial type investments, such as investment properties. The commercial type investments require specialist advisers, and the Council currently uses Cushman and Wakefield in relation to this activity.

2. THE CAPITAL PRUDENTIAL INDICATORS 2025/26 – 2027/28

The Council's capital expenditure plans are the key driver of treasury management activity. The output of the capital expenditure plans is reflected in the prudential indicators, which are designed to assist members' overview and confirm capital expenditure plans are prudent, affordable and sustainable.

2.1 Capital Expenditure and Financing

This prudential indicator is a summary of the Council's capital expenditure plans which are included in the approved Capital Programme, and which are the key drivers to treasury management activity. The output of the programme is reflected in the Council's prudential indicators, which are designed to provide Members with an overview and Members are asked to approve the capital expenditure forecasts:

Capital Expenditure By Cluster £'m	2023/24 Actual	2024/25 Estimate	2025/26 Estimate	2026/27 Estimate	2027/28 Estimate
Our People	2.779	9.084	1.632	0.736	0.736
Our Place	1.951	13.112	6.378	0.105	0.479
Our Council	0.573	0.647	0.582	0.099	0.150
Total	5.303	22.843	8.592	0.940	1.365

Capital expenditure can be financed from a range of external and internal sources. External sources include private sector contributions i.e., S106 developer agreements, as well as government grants. Internal sources include capital receipts, earmarked reserves, and revenue contributions.

The table below summarises the above capital expenditure plans and how these plans are being financed by capital or revenue resources. Any shortfall of resources results in a funding borrowing need.

Financing of capital expenditure £m	2023/24 Actual	2024/25 Estimate	2025/26 Estimate	2026/27 Estimate	2027/28 Estimate
Capital receipts	0.324	0.700	0.052	0.000	0.000
External Grants	4.142	15.545	2.076	0.736	0.736
S106	0.797	1.917	0.255	0.000	0.000
Earmarked Reserves	0.776	4.681	6.066	0.204	0.629
Net borrowing need for the year	-0.736	0.000	0.143	0.000	0.000
Total Financing	5.303	22.843	8.592	0.940	1.365

Other long-term liabilities - The above financing need excludes other long-term liabilities, such as leasing arrangements which already include borrowing instruments.

The forecast of Revenue and Capital Reserves after taking into account contributions to and from these reserves for both capital and revenue purposes are detailed in the table below.

2.2 The Council's Borrowing Need (The Capital Financing Requirement)

The second prudential indicator is the Council's Capital Financing Requirement (CFR). The CFR is simply the total historic outstanding capital expenditure which has not yet been paid for from either revenue or capital resources. It is essentially a measure of the Council's indebtedness and so it's underlying borrowing need. Any capital expenditure above, which has not immediately been paid for through a revenue or capital resource, will increase the CFR.

The CFR does not increase indefinitely, as the minimum revenue provision (MRP) is a statutory annual revenue charge which broadly reduces the indebtedness in line with each asset's life, and so charges the economic consumption of capital assets as they are used.

The CFR includes any other long-term liabilities (e.g., finance leases). Whilst these increase the CFR, and therefore the Council's borrowing requirement, these types of schemes include a borrowing facility by the lease provider and so the Council is not required to separately borrow for these schemes. The Council is asked to approve the CFR projections below:

£m	2023/24 Actual	2024/25 Estimate	2025/26 Estimate	2026/27 Estimate	2027/28 Estimate
Capital Financing Requirement					
Adjustment A	1.065	1.065	1.065	1.065	1.065
Prudential Borrowing	35.958	35.007	34.173	33.188	32.257
Total CFR	37.023	36.072	35.238	34.253	33.322
Of which: Commercial Investment Property	19.537	19.099	18.661	18.224	17.786
Movement in CFR	-2.414	-0.952	-0.834	-0.984	-0.931

Movement in CFR represented by					
Net borrowing need for the year (above)	-0.736	0.000	0.143	0.000	0.000

Less MRP and other financing movements	-1.228	-0.937	-0.962	-0.969	-0.916
Capital Receipts from Loan Principal repaid	-0.450	-0.015	-0.015	-0.015	-0.015
Movement in CFR	-2.414	-0.952	-0.834	-0.984	-0.931

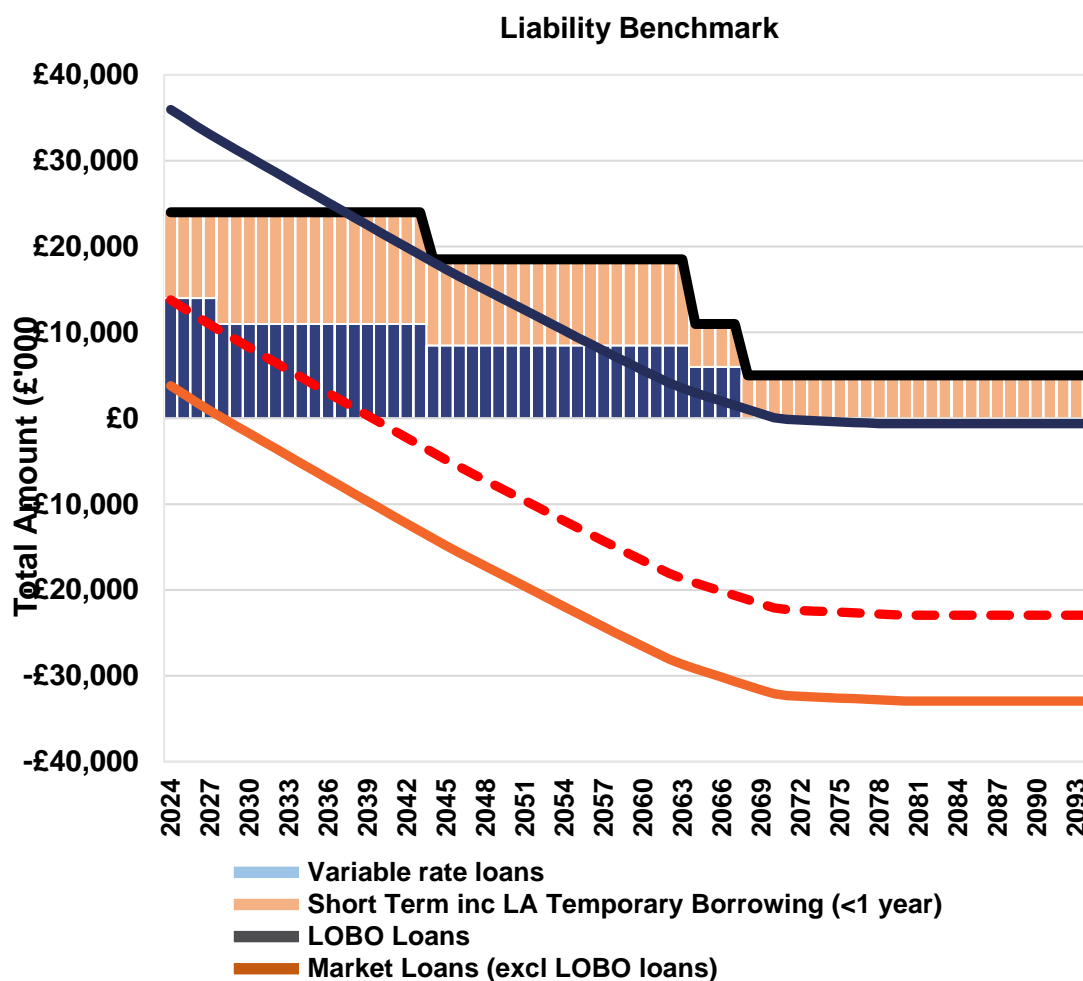
A key aspect of the regulatory and professional guidance is that elected members are aware of the size and scope of any commercial activity in relation to the authority's overall financial position. The capital expenditure figures shown in 2.1 and the details above demonstrate the scope of this activity and, by approving these figures, consider the scale proportionate to the Authority's remaining activity.

2.3 Liability Benchmark

The Authority is required to estimate and measure the Liability Benchmark (LB) for the forthcoming financial year and the following two financial years as a minimum. This has been produced to show the full debt maturity profile of the Council. There are four main components of the liability benchmark as follows:

-

1. Existing loan debt outstanding: the Authority's existing loans that are still outstanding in future years.
2. Loans CFR: this is calculated in accordance with the loans CFR definition in the Prudential Code and projected into the future based on approved prudential borrowing and planned MRP.
3. Net loans requirement: this will show the Authority's gross loan debt less treasury management investments at the last financial year-end, projected into the future and based on its approved prudential borrowing, planned MRP and any other major cash flows forecast.
4. Liability benchmark (or gross loans requirement): this equals net loans requirement plus short-term liquidity allowance.



2.4 Core Funds and Expected Investment Balances

The application of resources (capital receipts, reserves etc.) to either finance capital expenditure or other budget decisions to support the revenue budget will have an ongoing impact on investments unless resources are supplemented each year from new sources (asset sales etc.). Detailed below are estimates of the year-end balances for each resource and anticipated day-to-day cash flow balances.

Year End Resources	2023/24 Actual	2024/25 Estimate	2025/26 Estimate	2026/27 Estimate	2027/28 Estimate
General Fund Balance	-3.403	-2.419	-2.262	-2.142	-2.142
Earmarked Reserves	-20.047	-16.323	-12.940	-12.732	-12.785

Capital receipts	-1.460	-0.898	-5.719	-5.838	-5.867
Capital Grants Unapplied	-3.577	-3.016	-3.372	-3.872	-4.372
Provisions	-0.600	-0.600	-0.600	-0.600	-0.600
Total Core Funds	-29.087	-23.256	-24.893	-25.184	-25.766
Under/over Borrowing	18.023	12.072	11.238	10.253	9.322
Working capital*	-5.000	-5.000	-5.000	-5.000	-5.000
Expected investments (-) /Borrowing	-16.064	-16.184	-18.655	-19.931	-21.444

*Working capital balances shown are estimated year-end; these may be higher mid-year

2.5 Minimum Revenue Provision (MRP) Policy Statement

The Authority is recommended to approve the following MRP Statement:

From 1 April 2008 for all unsupported borrowing the MRP policy will be:

- Asset life method (straight line)

Regulation 27(3) allows a local authority to charge MRP in the financial year following the one in which capital expenditure finance by debt was incurred.

Capital expenditure financed by borrowing in 2024/25 will not be subject to an MRP charge until 2025/26, or in the financial year following the one which the asset first becomes available for use.

The Authority will apply the asset life method for any expenditure capitalised under a Capitalisation Direction.

Capital receipts

For capital expenditure on loans to third parties where the principal element of the loan has been repaid in annual instalments, the capital receipts arising from the principal loan repayments will be used to reduce the CFR instead of MRP. Where no principal repayment is made in a given year, MRP will be charged based on the lifespan of the loan.

Share Capital

Where an Authority incurs expenditure that is capitalised on or after April 2008, which is financed by borrowing for the acquisition of share capital, Regulation 25(1)(d) Acquisition of share capital sets out the maximum period for an authority to provide MRP of 20 years.

MRP Overpayments

Under the MRP guidance, charges made in excess of the statutory MRP can be made and are known as voluntary revenue provision (VRP). VRP can be reclaimed in later years if deemed necessary or prudent. In order for these amounts to be reclaimed for use in the budget, this policy must disclose the cumulative overpayment made each year.

Cumulative VRP overpayments made to 31.03.24 are £1.081m

3. BORROWING

The capital expenditure plans set out in Section 2 provide details of the service activity of the Council. The treasury management function ensures that the Council's cash is organised in accordance with the relevant professional codes, so that sufficient cash is available to meet this service activity and the Council's capital strategy. This will involve both the organisation of the cash flow and, where capital plans require, the organisation of appropriate borrowing facilities. The strategy covers the relevant treasury / prudential indicators, the current and projected debt positions and the annual investment strategy.

3.1 Current Portfolio Position

The overall treasury management portfolio as at 31.3.24 and for the position as at 30.11.24 are shown below for both borrowing and investments.

TREASURY PORTFOLIO				
	Actual	Actual	Current	Current
	31.03.24	31.3.24	30.11.24	30.11.24
Treasury Investments	£'000	%	£'000	%
Banks	500	2.5	500	2.1
Local Authorities	1,000	4.9	5,000	20.7
Money Market Funds	16,710	82.8	16,610	68.9
Total Managed in House	18,210	90.2	22,110	91.7
Property Funds	2,000	9.8	2,000	8.3
Total Managed Externally	2,000	9.8	2,000	8.3
Total Treasury Investments	20,210	100.0	24,110	100.0
Treasury External Borrowing				
Local Authorities	10,000	41.7	10,000	41.7
PWLB	14,000	58.3	14,000	58.3
Total External Borrowing	24,000	100.0	24,000	100.0
Net Treasury Investments/ (Borrowing)	(3,790)		110	

The Council's forward projections for borrowing are summarised below. The table shows the actual external debt (the treasury management operations),

against the underlying capital borrowing need (the Capital Financing Requirement - CFR), and internal borrowing as a percentage of the CFR.

£m	2023/24 Actual	2024/25 Estimate	2025/26 Estimate	2026/27 Estimate	2027/28 Estimate
External Debt					
Debt on 1 April	-19.000	-24.000	-24.000	-24.000	-24.000
Expected change in Debt	0.000	0.000	0.000	0.000	0.000
Gross external debt on 31 March	-19.000	-24.000	-24.000	-24.000	-24.000
Internal Borrowing (on 31 March)	-18.023	-12.072	-11.238	-10.253	-9.322
The Capital Financing Requirement	-37.023	-36.072	-35.238	-34.253	-33.322
Internal Borrowing %	49%	33%	32%	30%	28%

Within the range of prudential indicators there are a number of key indicators to ensure that the Council operates its activities within well-defined limits. One of these is that the Council needs to ensure that its gross debt does not, except in the short term, exceed the total of the CFR in the preceding year plus the estimates of any additional CFR for 2025/26 and the following two financial years. This allows some flexibility for limited early borrowing for future years but ensures that borrowing is not undertaken for revenue or speculative purposes.

The S151 Officer reports that the Council complied with this prudential indicator in the current year and does not envisage difficulties for the future. This view takes into account current commitments, existing plans, and the proposals in this budget report.

3.2 Treasury Indicators: Limits to Borrowing Activity

The operational boundary. This is the limit beyond which external debt is not normally expected to be exceeded. In most cases, this would be a similar figure to the CFR, but may be lower or higher depending on the levels of actual debt and the ability to fund under-borrowing by other cash resources.

Operational boundary £m	2024/25 Estimate	2025/26 Estimate	2026/27 Estimate	2027/28 Estimate
External Debt	24.000	24.000	24.000	24.000
Operational Boundary	36.000	35.000	34.000	33.000

The authorised limit for external debt. A further key prudential indicator represents a control on the maximum level of borrowing. This represents a limit beyond which external debt is prohibited, and this limit needs to be set or revised by the full Council. It reflects the level of external debt which, while not

desired, could be afforded in the short term, but is not sustainable in the longer term.

1. This is the statutory limit determined under section 3 (1) of the Local Government Act 2003. The Government retains an option to control either the total of all councils' plans, or those of a specific council, although this power has not yet been exercised.
2. The Council is asked to approve the following authorised limit:

Authorised limit £m	2024/25 Estimate	2025/26 Estimate	2026/27 Estimate	2027/28 Estimate
Gross Debt	24.000	24.000	24.000	24.000
Authorised Limit*	41.000	40.000	39.000	38.000

*The Authorised limit allows for external borrowing in advance of need for up to a maximum of two years and includes additional headroom for unexpected cashflow movements.

3.3 Prospects for Interest Rates

The Authority has appointed MUFG Corporate Markets as its treasury advisor and part of their service is to assist the Authority to formulate a view on interest rates. MUFG provided the following forecasts on 11 November 2024. These are forecasts for Bank Rate, average earnings and PWLB certainty rates, gilt yields plus 80 bps.

Link Group Interest Rate View	11.11.24												
	Dec-24	Mar-25	Jun-25	Sep-25	Dec-25	Mar-26	Jun-26	Sep-26	Dec-26	Mar-27	Jun-27	Sep-27	Dec-27
BANK RATE	4.75	4.50	4.25	4.00	4.00	3.75	3.75	3.75	3.50	3.50	3.50	3.50	3.50
3 month ave earnings	4.70	4.50	4.30	4.00	4.00	4.00	3.80	3.80	3.80	3.50	3.50	3.50	3.50
6 month ave earnings	4.70	4.40	4.20	3.90	3.90	3.90	3.80	3.80	3.80	3.50	3.50	3.50	3.50
12 month ave earnings	4.70	4.40	4.20	3.90	3.90	3.90	3.80	3.80	3.80	3.50	3.50	3.50	3.50
5 yr PWLB	5.00	4.90	4.80	4.60	4.50	4.50	4.40	4.30	4.20	4.10	4.00	4.00	3.90
10 yr PWLB	5.30	5.10	5.00	4.80	4.80	4.70	4.50	4.50	4.40	4.30	4.20	4.20	4.10
25 yr PWLB	5.60	5.50	5.40	5.30	5.20	5.10	5.00	4.90	4.80	4.70	4.60	4.50	4.50
50 yr PWLB	5.40	5.30	5.20	5.10	5.00	4.90	4.80	4.70	4.60	4.50	4.40	4.30	4.30

Additional notes by MUFG on this forecast table: -

- Following the 30 October Budget, the outcome of the US Presidential election on 6 November, and the 25bps Bank Rate cut undertaken by the Monetary Policy Committee (MPC) on 7 November, we have significantly revised our central forecasts for the first time since May. In summary, our Bank Rate forecast is now 50bps – 75bps higher than was previously the case, whilst our PWLB forecasts have been materially lifted to not only reflect our increased concerns around the future path of inflation, but also the increased level of Government borrowing over the term of the current Parliament.
- If we reflect on the 30 October Budget, our central case is that those policy announcements will be inflationary, at least in the near-term. The Office for Budgetary Responsibility and the Bank of England concur with that view. The latter have the CPI measure of inflation hitting 2.5% y/y by the end of 2024 and staying sticky until at least 2026. The Bank

forecasts CPI to be 2.7% y/y (Q4 2025) and 2.2% (Q4 2026) before dropping back in 2027 to 1.8% y/y.

- The anticipated major investment in the public sector, according to the Bank, is expected to lift UK real GDP to 1.7% in 2025 before growth moderates in 2026 and 2027. The debate around whether the Government's policies lead to a material uptick in growth primarily focus on the logistics of fast-tracking planning permissions, identifying sufficient skilled labour to undertake a resurgence in building, and an increase in the employee participation rate within the economy.
- There are inherent risks to all the above. The worst-case scenario would see systemic blockages of planning permissions and the inability to identify and resource the additional workforce required to deliver large-scale IT, housing and infrastructure projects. This would lead to upside risks to inflation, an increased prospect of further Government borrowing & tax rises, and a tepid GDP performance.
- Our central view is that monetary policy is sufficiently tight at present to cater for some further moderate loosening, the extent of which, however, will continue to be data dependent. We forecast the next reduction in Bank Rate to be made in February and for a pattern to evolve whereby rate cuts are made quarterly and in keeping with the release of the Bank's Quarterly Monetary Policy Reports (February, May, August and November).
- Any movement below a 4% Bank Rate will, nonetheless, be very much dependent on inflation data in the second half of 2025. The fact that the November MPC rate cut decision saw a split vote of 8-1 confirms that there are already some concerns around inflation's stickiness, and with recent public sector wage increases beginning to funnel their way into headline average earnings data, the market will be looking very closely at those releases.
- Regarding our PWLB forecast, the short to medium part of the curve is forecast to remain elevated over the course of the next year, and the degree to which rates moderate will be tied to the arguments for further Bank Rate loosening or otherwise. The longer part of the curve will also be impacted by inflation factors, but there is also the additional concern that with other major developed economies such as the US and France looking to run large budget deficits there could be a glut of government debt issuance that investors will only agree to digest if the interest rates paid provide sufficient reward for that scenario.
- So far, we have made little mention of the US President election. Nonetheless, Donald Trump's victory paves the way for the introduction/extension of tariffs that could prove inflationary whilst the same could be said of further tax cuts and an expansion of the current US budget deficit. Invariably the direction of US Treasury yields in reaction to his core policies will, in all probability, impact UK gilt yields. So, there are domestic and international factors that could impact PWLB

rates whilst, as a general comment, geo-political risks abound in Europe, the Middle East and Asia.

- Our revised PWLB rate forecasts below are based on the Certainty Rate (the standard rate minus 20 bps) which has been accessible to most authorities since 1 November 2012. Please note, the lower Housing Revenue Account (HRA) PWLB rate started on 15 June 2023 for those authorities with an HRA (standard rate minus 60 bps).

Gilt yields and PWLB rates

The overall longer-run trend is for gilt yields and PWLB rates to fall back over the timeline of our forecasts, but the risks to our forecasts are to the upsides. Our target borrowing rates are set **two years forward** (as we expect rates to fall back) and the current PWLB (certainty) borrowing rates are set out below: -

PWLB debt	Current borrowing rate as at 11.11.24 p.m.	Target borrowing rate now (end of Q3 2026)	Target borrowing rate previous (end of Q3 2026)
5 years	5.02%	4.30%	3.90%
10 years	5.23%	4.50%	4.10%
25 years	5.66%	4.90%	4.40%
50 years	5.42%	4.70%	4.20%

Borrowing advice: Our long-term (beyond 10 years) forecast for Bank Rate has been increased to 3.25% (from 3%). As all PWLB certainty rates are currently significantly above this level, borrowing strategies will need to be reviewed in that context. Overall, better value can be obtained at the shorter end of the curve and short-dated fixed LA to LA monies should also be considered. Temporary borrowing rates will, generally, fall in line with Bank Rate cuts.

Our suggested budgeted earnings rates for investments up to about three months' duration in each financial year are set out below.

Average earnings in each year	Now	Previously
2024/25 (residual)	4.60%	4.25%
2025/26	4.10%	3.35%
2026/27	3.70%	3.10%
2027/28	3.50%	3.25%
2028/29	3.50%	3.25%
Years 6 to 10	3.50%	3.25%
Years 10+	3.50%	3.50%

We will continue to monitor economic and market developments as they unfold. Typically, we formally review our forecasts following the quarterly release of the Bank of England's Monetary Policy Report but will consider our position on an ad hoc basis as required.

Our interest rate forecast for Bank Rate is in steps of 25 bps, whereas PWLB forecasts have been rounded to the nearest 10 bps and are central forecasts within bands of + / - 25 bps. Naturally, we continue to monitor events and will update our forecasts as and when appropriate.

3.4 Borrowing Strategy

The Authority is currently maintaining an under-borrowed position. This means that the capital borrowing need, (the Capital Financing Requirement), has not been fully funded with loan debt as cash supporting the Authority's reserves, balances and cash flow has been used as a temporary measure. This strategy is prudent as medium and longer dated borrowing rates are expected to fall from their current levels, albeit only once prevailing inflation concerns are addressed by restrictive near-term monetary policy. That is, Bank Rate remains relatively elevated in 2025 even if some rate cuts arise.

Against this background and the risks within the economic forecast, caution will be adopted with the 2025/26 treasury operations. The Director of Finance will monitor interest rates in financial markets and adopt a pragmatic approach to changing circumstances:

- *if it was felt that there was a significant risk of a sharp FALL in borrowing rates, then borrowing will be postponed.*
- *if it was felt that there was a significant risk of a much sharper RISE in borrowing rates than that currently forecast, fixed rate funding will be drawn whilst interest rates are lower than they are projected to be in the next few years.*

Any decisions will be reported to the appropriate decision-making body at the next available opportunity.

3.5 Policy on Borrowing in Advance of Need

The Council will not borrow more than or in advance of its needs purely in order to profit from the investment of the extra sums borrowed. Any decision to borrow in advance will be within forward approved Capital Financing Requirement estimates and will be considered carefully to ensure that value for money can be demonstrated and that the Council can ensure the security of such funds.

3.6 Debt Rescheduling

Rescheduling of current borrowing in our debt portfolio may be considered whilst premature redemption rates remain elevated but only if there is surplus cash available to facilitate any repayment, or rebalancing of the portfolio to provide more certainty is considered appropriate.

However, if rescheduling was done, it will be reported to the Council, at the earliest meeting following its action.

3.7 New Financial Institutions as a Source of Borrowing

In addition to borrowing from the PWLB, consideration will be given to sourcing funding at cheaper rates from the following:

- Local authorities (primarily shorter dated maturities out to three years which are generally still cheaper than the PWLB Certainty Rate)
- Financial institutions (primarily insurance companies and pension funds but also some banks, out of forward dates where the objective is to avoid a “cost of carry” or to achieve refinancing certainty over the next few years)
- Municipal Bonds Agency

Our advisors will keep us informed as to the relative merits of each of these alternative funding sources.

3.8 Approved sources of Long- and Short-Term Borrowing

On Balance Sheet	Fixed	Variable
PWLB	●	●
UK Municipal Bond Agency	●	●
Local Authorities	●	●
Combined Authorities	●	●
Banks	●	●
Pension Funds	●	●
Insurance Companies	●	●
UK National Wealth Fund	●	●
Market (long-term)	●	●
Market (temporary)	●	●
Local Temporary	●	●
Local Bonds	●	
Overdraft (Notified in Advance)		●
Internal (capital receipts & revenue balances)	●	●
Finance Leases	●	●

ANNUAL INVESTMENT STRATEGY

4.1 Investment Policy – Management of Risk

The Ministry of Housing, Communities and Local Government (MHCLG) and CIPFA have extended the meaning of ‘investments’ to include both financial and non-financial investments. This report deals solely with financial investments, (as managed by the treasury management team). Non-financial investments, essentially the purchase of income yielding assets, are covered in the Capital Strategy.

The Council’s investment policy has regard to the following:

- MHCLG’s Guidance on Local Government Investments (“the Guidance”)
- CIPFA Treasury Management in Public Services Code of Practice and Cross Sectoral Guidance Notes 2021 (“the Code”).
- CIPFA Treasury Management Guidance Notes 2021

The Council’s investment priorities will be security first, liquidity second, then yield (return). The Council will aim to achieve the optimum return (yield) on its investments commensurate with proper levels of security and liquidity and with the Council’s risk appetite.

In the current economic climate, it is considered appropriate to maintain a degree of liquidity to cover cash flow needs but to also consider ‘laddering’ investments for periods up to 12 months with high credit rated financial institutions, whilst investment rates remain elevated.

The above guidance from the MHCLG and CIPFA places a high priority on the management of risk. This authority has adopted a prudent approach to managing risk and defines its risk appetite by the following means: -

1. Minimum acceptable **credit criteria** are applied in order to generate a list of highly creditworthy counterparties. This also enables diversification and thus avoidance of concentration risk. The key ratings used to monitor counterparties are the short term and long-term ratings.
2. **Other information:** ratings will not be the sole determinant of the quality of an institution; it is important to continually assess and monitor the financial sector on both a micro and macro basis and in relation to the economic and political environments in which institutions operate. The assessment will also take account of information that reflects the opinion of the markets. To achieve this consideration the Council will engage with its advisors to maintain a monitor on market pricing such as “**credit default swaps**” and overlay that information on top of the credit ratings.
3. **Other information sources** used will include the financial press, share price and other such information pertaining to the financial sector in order to establish the most robust scrutiny process on the suitability of potential investment counterparties.

4. This authority has defined the list of **types of investment instruments** that the treasury management team are authorised to use. There are two lists in Appendix D under the categories of 'specified' and 'non-specified' investments.
 - **Specified investments** are those with a high level of credit quality and subject to a maturity limit of one year or have less than a year left to run to maturity if originally, they were originally classified as being non-specified investments solely due to the maturity period exceeding one year.
 - **Non-specified investments** are those with less high credit quality, may be for periods in excess of one year, and/or are more complex instruments which require greater consideration by members and officers before being authorised for use.
5. **Non-specified and loan investment limits.** The Council has determined that it will set a limit to the maximum exposure of the total treasury management investment portfolio to non-specified treasury management investments of 40%.
6. **Lending limits**, (amounts and maturity), for each counterparty will be set through applying the matrix table in paragraph 4.2.
7. **Transaction limits** are set for each type of investment in 4.2.
8. This authority will set a limit for its investments which are invested for **longer than 365 days**, (see paragraph 4.4).
9. Investments will only be placed with counterparties from countries with a specified minimum **sovereign rating**, (see paragraph 4.3).
10. This authority has engaged **external consultants**, (see paragraph 1.5), to provide expert advice on how to optimise an appropriate balance of security, liquidity and yield, given the risk appetite of this authority in the context of the expected level of cash balances and need for liquidity throughout the year.
11. All investments will be denominated in **sterling**.
12. As a result of the change in accounting standards for 2023/24 under IFRS 9, the Authority will consider the implications of investment instruments which could result in an adverse movement in the value of the amount invested and resultant charges at the end of the year to the General Fund. (In November 2018, the MHCLG, concluded a consultation for a temporary override to allow English local authorities time to adjust their portfolio of all pooled investments by announcing a statutory override to delay implementation of IFRS 9 for five years ending 31.3.23. More recently, a further extension to the over-ride to 31.3.25 has been agreed by Government.

However, this authority will also pursue **value for money** in treasury management and will monitor the yield from investment income against appropriate benchmarks for investment performance, (see paragraph 4.5). Regular monitoring of investment performance will be carried out during the year.

4.2 Creditworthiness Policy

The primary principle governing the Council's investment criteria is the security of its investments, although the yield or return on the investment is also a key consideration. After this main principle, the Council will ensure that:

- It maintains a policy covering both the categories of investment types it will invest in, criteria for choosing investment counterparties with adequate security, and monitoring their security. This is set out in the specified and non-specified investment sections below; and
- It has sufficient liquidity in its investments. For this purpose, it will set out procedures for determining the maximum periods for which funds may prudently be committed. These procedures also apply to the Council's prudential indicators covering the maximum principal sums invested.

The S151 Officer will maintain a counterparty list in compliance with the following criteria and will revise the criteria and submit them to Council for approval as necessary. These criteria are separate to that which determines which types of investment instrument are either specified or non-specified as it provides an overall pool of counterparties considered high quality which the Council may use, rather than defining what types of investment instruments are to be used.

Credit rating information is supplied by the MUFGE, our treasury advisors, on all active counterparties that comply with the criteria below. Any counterparty failing to meet the criteria would be omitted from the counterparty (dealing) list. Any rating changes, rating Watches (notification of a likely change), rating Outlooks (notification of the longer-term bias outside the central rating view) are provided to officers almost immediately after they occur, and this information is considered before dealing. For instance, a negative rating Watch applying to counterparty at the minimum Council criteria will be suspended from use, with all others being reviewed in light of market conditions.

The criteria for providing a pool of high-quality investment counterparties, (both specified and non-specified investments) is:

- Banks 1 - good credit quality – the Council will only use banks which:
 - i. are UK banks; and/or
 - ii. are non-UK and domiciled in a country which has a minimum sovereign Long-Term rating of AAand have, as a minimum, the following Fitch, Moody's and Standard & Poor's credit ratings (where rated):

- i. Short Term – F1
- ii. Long Term – A
- Banks 2 – Part nationalised UK bank – Royal Bank of Scotland ring-fenced operations. This bank can be included provided they continue to be part nationalised or meet the ratings in Banks 1 above.
- Banks 3 – The Council’s own banker for transactional purposes if the bank falls below the above criteria, although in this case balances will be minimised in both monetary size and time invested.
- Bank subsidiary and treasury operation -. The Council will use these where the parent bank has provided an appropriate guarantee or has the necessary ratings outlined above.
- Building societies - The Council will use all societies which meet the ratings for banks outlined above.
- Money Market Funds (MMFs) CNAV – AAA
- Money Market Funds (MMFs standard) LNVAV – AAA
- Money Market Funds (MMFs enhanced) VNAV – AAA
- UK Government (including gilts, Treasury Bills and the DMADF)
- Local authorities, parish councils etc.
- Housing associations
- Supranational institutions
- Local Authority Property Asset Fund (CCLA)
- Local/Community Bonds
- Corporate Bond Funds
- Covered Bonds

Use of additional information other than credit ratings. Additional requirements under the Code require the Council to supplement credit rating information. Whilst the above criteria rely primarily on the application of credit ratings to provide a pool of appropriate counterparties for officers to use, additional operational market information will be applied before making any specific investment decision from the agreed pool of counterparties. This additional market information (for example Credit Default Swaps, rating Watches/Outlooks) will be applied to compare the relative security of differing investment opportunities.

Time and monetary limits applying to investments. The time and monetary limits for institutions on the Council’s counterparty list are as follows (these will cover both specified and non-specified investments). It should be noted that in the case of Lloyds Bank, our current bankers, that as well as allowing £7.5m fixed term investment in that one institution that there is flexibility to hold, in current account balances at Lloyds Bank, up to £2m ‘cash’ on any one day:

	Fitch	Moody's	Standard & Poors	Money Limit	Time Limit
Banks 1 – up to 1 year	F1	P1	A1	£7.5m per counterparty at Group level	1 year
Banks 1 – over 1 year	AA	Aa2	AA	£2m maximum exposure	1 year to 5 years
Banks 2 – UK part nationalised				£5m per counterparty at Group Level	1 year
Banks 3 – Council's own bank if not covered by 1 or 2				£1m	1 Day
Other Local Authorities				£5m per counterparty	5 years
Housing Associations				£1m maximum exposure	6 mths
Bank of England DMADF				No limit	6 mths
Gilts/Treasury Bills – where no loss of principal if held to maturity				£5m maximum exposure	5 years
Supranational				£5m per counterparty	1 year
Quality Corporate Bonds Funds				£2m	5 years
Local Authority Property Asset Funds				£4m	5 years
Certificates of Deposit				£2m	5 years
Covered Bonds				£1m	5 years

	Fund rating			Money and/or % Limit	Time Limit
Money market funds CNAV	AAA			£7.5m per counterparty	Overnight
Money market funds LVNAV (standard)	AAA			£7.5m per counterparty	Overnight
Money market funds VNAV (Enhanced)	AAA			£5m	5 years

4.3 Other Limits

Due care will be taken to consider the exposure of the Council's total investment portfolio to non-specified investments, countries, groups and sectors.

- a) **Non-specified treasury management investment limit.** The Council has determined that it will limit the maximum total exposure of treasury management investments to non-specified treasury management investments as being 40% of the total treasury management investment portfolio.
- b) **Country limit.** The Council has determined that it will only use approved counterparties from countries with a minimum sovereign credit rating of AA- from Fitch. The list of countries that qualify using this credit criteria as at the date of this report are shown in Appendix E. This list will be added to, or deducted from, by officers should ratings change in accordance with this policy.
- c) Other limits. In addition:
 - No more than £2m will be placed with any non-UK country at any time.
 - Limits in place above will apply to a group of companies.
 - Sector limits will be monitored regularly for appropriateness

4.4 Investment Strategy

In-house funds. Investments will be made with reference to the core balance and cash flow requirements and the outlook for short-term interest rates (i.e., rates for investments up to 12 months). Greater returns are usually obtainable by investing periods. While most cash balances are required in order to manage the ups and downs of cash flow, where cash sums can be identified that could be invested for longer periods, the value to be obtained from longer term investments will be carefully assessed.

- If it is thought that Bank Rate is likely to rise significantly within the time horizon being considered, then consideration will be given to keeping most investments as being short term or variable.

- Conversely, if it is thought that Bank Rate is likely to fall within that time period, consideration will be given to locking in higher rates currently obtainable, for longer periods.

Investment Returns Expectations.

The current forecast shown in paragraph 3.3, includes a forecast for Bank Rate to fall to a low of 3.5%.

The suggested budgeted investment earnings rates for returns on investments placed for periods up to about three months during each financial year are as follows: -

Average earnings in each year	Rate
2024/25 (residual)	4.60%
2025/26	4.10%
2026/27	3.70%
2027/28	3.50%
2028/29	3.50%
Years 6 to 10	3.50%
Years 10+	3.50%

As there are so many variables at this time, caution must be exercised in respect of all interest rate forecasts.

Money market funds (MMFs), yields have now begun to rise across a number of market operators. This mirrors rises in the Bank Rate but because of continuing investor cash flow uncertainty, and the need to maintain liquidity in these unprecedented times, at a more modest rate.

CCLA Property Fund Issues

The Property Fund has increased its redemption period to six months whereas previously it has been 90-day notice period for redemptions which will have to be taken into account when assessing the Council’s cashflow forecasting.

The income from the fund still remains attractive in this period of higher interest rates.

Ethical Investing

The Council continues to develop its strategy in relation to Sustainability, Climate Change and Environment. As the Council will be interested in undertaking actions to reduce climate change, the Council as an ethical investor will consider the environmental, social and governance issues (ESG) when making treasury investment decisions.

Investments will be in accordance with counterparty and creditworthiness (as detailed at 4.2)

Treasury Investment Portfolio

The Council is expecting to have an average investment portfolio of £13m throughout 2025/26 and expects to receive investment income totalling £0.499m as shown below:

Treasury Investment Portfolio	Average Portfolio £m	Interest Rate %	Interest £m
Liquidity Investments	10.000	4.00	0.400
Long Term Investments	3.000	3.31	0.099
Total Investment Income (2025/2026)	13.000	3.66	0.499

Investment treasury indicator and limit - total principal funds invested for greater than 365 days. These limits are set with regard to the Council's liquidity requirements and to reduce the need for early sale of an investment and are based on the availability of funds after each year-end.

The Council is asked to approve the treasury indicator and limit:

Maximum principal sums invested > 364 & 365 days			
£m	2025/26	2026/27	2027/28
Principal sums invested > 365 days	5.0	5.0	5.0

For its cash flow generated balances, the Council will seek to utilise its business reserve instant access and notice accounts, money market funds and short-dated deposits (overnight to 100 days) in order to benefit from the compounding of interest.

4.5 Investment Risk Benchmarking

These benchmarks are simple guides to maximum risk, so they may be breached from time to time, depending on movements in interest rates and counterparty criteria. The purpose of the benchmark is that officers will monitor the current and trend position and amend the operational strategy to manage risk as conditions change. Any breach of the benchmarks will be reported, with supporting reasons in the mid-year or Annual Report.

Security - The Council's maximum security risk benchmark for the current portfolio, when compared to these historic default tables, is:

- 0.06% historic risk of default when compared to the whole portfolio.

Liquidity – in respect of this area the Council seeks to maintain:

- Liquid short-term deposits of at least £4m available with a week's notice.
- Weighted average life benchmark is expected to be 0.25 years, with a maximum of 1 years.

Yield - local measures of yield benchmarks are.

- Investments – internal returns above the 7-day Sterling Overnight Index Average (SONIA) compounded rate

And in addition, that the security benchmark for each individual year is:

	1 year	2 years	3 years	4 years	5 years
Maximum	0.07%	0.19%	0.36%	0.55%	0.77%

Note: This benchmark is an average risk of default measure and would not constitute an expectation of loss against a particular investment.

4.6 End of Year Investment Report

At the end of the financial year, the Council will report on its investment activity as part of its Annual Treasury Report.

4.7 Non-Treasury Investments (Commercial Property)

The Council has invested £21.666m (£30m budget approved) in creating a Commercial Property Portfolio, to generate a revenue return to support the future sustainability of the Council and therefore protecting the services as government funding was reduced. The net return was estimated to be £600k p.a. based on the approved £20m investment limit. The first acquisition was made in October 2017. The Council's portfolio currently consists of 6 properties, with £20.500m having been spent on these acquisitions (excludes costs) to date and the gross return for 2024/25 is estimated to be 7.8%. After taking account of management and financing costs (including MRP) a return of around 5.6% is being achieved.

It is no longer anticipated that additional assets will be acquired. However, the portfolio will be managed within the current values and replacement properties acquired if existing properties are sold ensuring income levels are maintained.

The Council has a Commercial Contingency Budget of £0.100m to mitigate the risk of rental losses, and a Valuation Volatility Reserve to mitigate the risk of capital loss on disposal.

In addition, the Council has set aside £0.733m as a Valuation Volatility Reserve, this reflects 4% of the purchase price. However, now that MRP will be charged annually, thus reducing outstanding borrowing, the Reserve is being reduced over the Medium-Term Financial Plan.

Strategy

Working with the commercial property consultant, Cushman & Wakefield, officers have developed an investment strategy for the Council that aims to balance risk across the portfolio whilst achieving the target returns required.

However, any future additional property investments can no longer be funded from borrowing, and our own resources must be utilised to fund any acquisitions. Currently there is no expectation that any additional properties will be acquired.

The strategy included.

1. To acquire an investment portfolio of commercial property assets in lot sizes of £1.0m to £10.0m, targeting an average lot size of circa £3.5m to £4m across the portfolio and total investment of £30.0m.
2. Authority to complete on acquisitions should be delegated to the Chief Executive in consultation with the Chief Finance Officer and Leader of the Council, provided that the purchase is within agreed criteria. All assets will be assessed against these criteria and the Chief Executive will have delegated Authority to complete on the acquisition of assets which score 50 or more out of 70. Any asset which falls below this threshold or registers a zero against any criteria may still be considered but specific justification will need to be provided and the decision to proceed taken to the Corporate Policy and Resources Committee for approval.
3. Reserves will be utilised to fund any further acquisitions. Business case modelling will be developed using an opportunity cost of capital based on debt funded through Prudential Borrowing. The business case will be made on the basis of borrowing the full amount each time to ensure that resources are able to be recycled.

4. All assets will be acquired against a target hold period of 5 to 10 years with consideration given to asset management to enhance/protect value over the period of ownership (and any additional resource required/expected in this respect) and risks relating to disposal after the proposed hold period. A proportion of the income will be allocated for risk provision. Further returns would depend on investment performance relative to target and might be achieved through release of the risk provision and/or capital returns.
5. The financial position will be thoroughly monitored throughout the hold period and adequate response made to any change in market conditions and portfolio performance. Decisions regarding the funding of acquisitions will be made by the Section 151 Officer and will be based on:
 - An analysis of disposal value risk after an assumed hold period
 - The expectation that the asset will generate a capital return that tracks inflation or better with a provision for risk should this not be achieved
6. Access to suitably qualified/experienced resource is essential for successful delivery and management of the risks involved. Resources should be identified and ring-fenced to the activity. The property and asset team has been restructured to ensure that sufficient resources available to manage the existing assets and the new additions that would be acquired in line with this strategy.

4.8 Commercial Income as a Percentage of Net Revenue Expenditure

The Council receives income from investment properties which contribute towards achieving a balanced revenue budget. The table below shows the extent to which the expenditure planned to meet service delivery objectives is dependent on achieving income from these properties over the Medium-Term Financial Plan period.

%	2025/26 Estimate	2026/27 Estimate	2027/28 Estimate	2028/29 Estimate	2029/30 Estimate
Net Revenue Expenditure £m	24.694	19.474	20.229	20.781	20.713
Commercial Income £m	1.553	1.595	1.660	1.711	1.726
Ratio	6%	8%	8%	8%	8%

4.9 Capital Investment Strategy

The Capital Investment Strategy forms a key part of the Council's overall Corporate Planning Framework. It provides a mechanism by which the Council's capital investment and financing decisions can be aligned with the

Council's over-arching corporate priorities and objectives over a medium term (five year) planning horizon. The Strategy has direct links to the Treasury Management Strategy, and it is therefore appropriate that the Governance and Audit Committee scrutinise and provide assurance to Council on both policies. The Capital Investment Strategy is attached at Appendix H.

5 APPENDICES to the Treasury Management Strategy

- A Prudential and Treasury Indicators
- B Interest rate forecasts
- C Economic background
- D Treasury management practice 1 – credit and counterparty risk management
- E Approved countries for investments
- F Treasury management scheme of delegation
- G The treasury management role of the section 151 officer

APPENDIX A

THE CAPITAL PRUDENTIAL AND TREASURY INDICATORS 2025/26 – 2027/28

The Council's capital expenditure plans are the key driver of treasury management activity. The output of the capital expenditure plans is reflected in the prudential indicators, which are designed to assist members' overview and confirm capital expenditure plans

Capital Expenditure

Capital Expenditure By Cluster £m	2023/24 Actual	2024/25 Estimate	2025/26 Estimate	2026/27 Estimate	2027/28 Estimate
Our People	2.779	9.084	1.632	0.736	0.736
Our Place	1.951	13.112	6.378	0.105	0.479
Our Council	0.573	0.647	0.582	0.099	0.150
Total	5.303	22.843	8.592	0.940	1.365

Affordability Prudential Indicators

The previous sections cover the overall capital and control of borrowing prudential indicators, but within this framework prudential indicators are

required to assess the affordability of the capital investment plans. These provide an indication of the impact of the capital investment plans on the Council's overall finances. The Council is asked to approve the following indicators:

a. Ratio of Financing Costs to Net Revenue Stream

This indicator identifies the trend in the cost of capital (borrowing and other long term obligation costs) against the net revenue stream.

%	2025/26	2026/27	2027/28	2028/29	2029/30
	Estimate	Estimate	Estimate	Estimate	Estimate
Net Revenue Expenditure £m	24.694	19.474	20.229	20.781	20.713
Interest Payable £m	0.686	0.825	0.846	0.809	0.773
MRP £m	0.977	0.984	0.931	0.910	0.880
Capital Financing Charges	1.663	1.810	1.777	1.719	1.653
Ratio	7%	9%	9%	8%	8%

The estimates of financing costs include current commitments and the proposals in this budget report.

Maturity Structure of Borrowing

Maturity structure of borrowing. These gross limits are set to reduce the Authority's exposure to large, fixed rate sums falling due for refinancing, and are required for upper and lower limits.

The Authority is asked to approve the following treasury indicators and limits: -

£m	2025/26	2026/27	2027/28
Interest rate exposures			
	Upper	Upper	Upper
Limits on fixed interest rates:			
• Debt only	100%	100%	100%
• Investments only	75%	75%	75%
Limits on variable interest rates			
• Debt only	25%	25%	20%
• Investments only	100%	100%	100%
Maturity structure of fixed interest rate borrowing 2024/25			
	Lower	Upper	
Under 12 months	0%	100%	
12 months to 2 years	0%	100%	

2 years to 5 years	0%	100%
5 years to 10 years	0%	100%
10 years to 20 years	0%	100%
20 years to 30 years	0%	100%
30 years to 40 years	0%	100%
40 years to 50 years	0%	50%
Maturity structure of variable interest rate borrowing 2025/26		
	Lower	Upper
Under 12 months	0%	100%
12 months to 2 years	0%	100%
2 years to 5 years	0%	0%
5 years to 10 years	0%	0%
10 years to 20 years	0%	0%
20 years to 30 years	0%	0%
30 years to 40 years	0%	0%
40 years to 50 years	0%	0%

APPENDIX B

PWLB forecasts shown below are based on PWLB certainty rates.

Link Group Interest Rate View 11.11.24													
	Dec-24	Mar-25	Jun-25	Sep-25	Dec-25	Mar-26	Jun-26	Sep-26	Dec-26	Mar-27	Jun-27	Sep-27	Dec-27
BANK RATE	4.75	4.50	4.25	4.00	4.00	3.75	3.75	3.75	3.50	3.50	3.50	3.50	3.50
3 month ave earnings	4.70	4.50	4.30	4.00	4.00	4.00	3.80	3.80	3.80	3.50	3.50	3.50	3.50
6 month ave earnings	4.70	4.40	4.20	3.90	3.90	3.90	3.80	3.80	3.80	3.50	3.50	3.50	3.50
12 month ave earnings	4.70	4.40	4.20	3.90	3.90	3.90	3.80	3.80	3.80	3.50	3.50	3.50	3.50
5 yr PWLB	5.00	4.90	4.80	4.60	4.50	4.50	4.40	4.30	4.20	4.10	4.00	4.00	3.90
10 yr PWLB	5.30	5.10	5.00	4.80	4.80	4.70	4.50	4.50	4.40	4.30	4.20	4.20	4.10
25 yr PWLB	5.60	5.50	5.40	5.30	5.20	5.10	5.00	4.90	4.80	4.70	4.60	4.50	4.50
50 yr PWLB	5.40	5.30	5.20	5.10	5.00	4.90	4.80	4.70	4.60	4.50	4.40	4.30	4.30

APPENDIX C

ECONOMIC BACKGROUND (to 12th December 2024)

- The third quarter of 2024 (July to September) saw:
- GDP growth stagnating in July following downwardly revised Q2 figures (0.5% q/q)
- A further easing in wage growth as the headline 3myy rate (including bonuses) fell from 4.6% in June to 4.0% in July;
- CPI inflation hitting its target in June before edging above it to 2.2% in July and August;
- Core CPI inflation increasing from 3.3% in July to 3.6% in August;
- The Bank of England initiating its easing cycle by lowering interest rates from 5.25% to 5.0% in August and holding them steady in its September meeting;
- 10-year gilt yields falling to 4.0% in September.

Over the aforementioned period, the economy's stagnation in June and July pointed more to a mild slowdown in UK GDP growth than a sudden drop back into a recession. However, in the interim period, to 12 December, arguably the biggest impact on the economy's performance has been the negative market sentiment in respect of the fallout from the Chancellor's Budget on 30 October.

If we reflect on the 30 October Budget, our central case is that those policy announcements will prove to be inflationary, at least in the near-term. The Office for Budgetary Responsibility and the Bank of England concur with that view. The latter have the CPI measure of inflation hitting 2.5% y/y by the end of 2024 and staying sticky until at least 2026. The Bank forecasts CPI to be elevated at 2.7% y/y (Q4 2025) before dropping back to sub-2% in 2027. Nonetheless, since the Budget, the October inflation print has shown the CPI measure of inflation bouncing up to 2.3% y/y with the prospect that it will be close to 3% by the end of the year before falling back slowly through 2025. The RPI measure has also increased significantly to 3.4% y/y.

How high inflation goes will primarily be determined by several key factors. First amongst those is that the major investment in the public sector, according to the Bank of England, will lift UK real GDP to 1.7% in 2025 before growth moderates in 2026 and 2027. The debate around whether the Government's policies lead to a material uptick in growth primarily focus on the logistics of fast-tracking planning permissions, identifying sufficient skilled labour to undertake a resurgence in building, and an increase in the employee participation rate within the economy.

There are inherent risks to all the above. The worst-case scenario would see systemic blockages of planning permissions and the inability to identify and resource the additional workforce required to deliver large-scale IT, housing and infrastructure projects. This would lead to upside risks to inflation, an increased prospect of further Government borrowing & tax rises in the June

2025 Spending Review (pushed back from the end of March), and a tepid GDP performance.

Regarding having a sufficiently large pool of flexible and healthy workers, the initial outlook does not look bright. Research from Capital Economics has alluded to an increase of some 500,000 construction workers being needed to provide any chance of the Government hitting its target of 300,000 new homes being built in each of the next five years (234,000 net additional dwellings in England in 2022/23). But the last time such an increase was needed, and construction employment is currently at a nine-year low, it took 12 years to get there (1996 to 2008). Also note, as of October 2024, job vacancies in the construction sector were still higher than at any time in the 20 years preceding the pandemic.

Currently, it also seems likely that net inward migration is set to fall, so there is likely to be a smaller pool of migrant workers available who, in the past, have filled the requirement for construction worker demand. The Government plans to heavily promote training schemes, particularly to the one million 16- to 24-year-olds who are neither in education nor work. But it is arguable as to whether the employee shortfall can be made up from this source in the requisite time, even if more do enter the workforce.

Against, this backdrop, there may be a near-term boost to inflation caused by a wave of public sector cash chasing the same construction providers over the course of the next year or so, whilst wages remain higher than the Bank currently forecasts because of general labour shortages, including in social care where Government accepts there is a 150,000 shortfall at present.

Unemployment stands at a low 4.3% (September), whilst wages are rising at 4.3% y/y (including bonuses) and 4.8% (excluding bonuses). The Bank would ideally like to see further wage moderation to underpin any further gradual relaxing of monetary policy. Indeed, over the next six months, the market is currently only pricing in Bank Rate reductions in February and May – which would see Bank Rate fall to 4.25% - but further cuts, thereafter, are highly likely to be even more data-dependent.

If we focus on borrowing, a term we are likely to hear throughout 2025 is “bond vigilante”. Essentially, this represents a generic term for when the market is ill at ease with the level of government borrowing and demands a higher return for holding debt issuance. In the UK, we do not need to go back too far to recall the negative market reaction to the Truss/Kwarteng budget of 2022. But long-term borrowing rates have already gradually moved back to those levels since their recent low point in the middle of September 2024. Of course, the UK is not alone in this respect. Concerns prevail as to what the size of the budget deficit will be in the US, following the election of Donald Trump as President, and in France there are on-going struggles to form a government to address a large budget deficit problem too. Throw into the mix the uncertain outcome to German elections, and there is plenty of bond investor concern to be seen.

Staying with the US, Donald Trump’s victory paves the way for the introduction/extension of tariffs that could prove inflationary whilst the same could be said of further tax cuts. Invariably the direction of US Treasury yields

in reaction to his core policies will, in all probability, impact UK gilt yields. So, there are domestic and international factors that could impact PWLB rates whilst, as a general comment, geo-political risks continue to abound in Europe, the Middle East and Asia.

In the past month, the US Core CPI measure of inflation has indicated that inflation is still a concern (3.3% y/y, 0.3% m/m), as has the November Producer Prices Data (up 3.0 y/y v a market estimate of 2.6% y/y, 0.4% m/m v an estimate of 0.2% m/m) albeit probably insufficient to deter the FOMC from cutting US rates a further 0.25% at its December meeting. However, with Trump's inauguration as President being held on 20 January, further rate reductions and their timing will very much be determined by his policy announcements and their implications for both inflation and Treasury issuance.

Looking at gilt movements in the first half of 2024/25, and you will note the 10-year gilt yield declined from 4.32% in May to 4.02% in August as the Bank's August rate cut signalled the start of its loosening cycle. More recently, however, 10 year gilt yields have spiked back up to 4.35%.

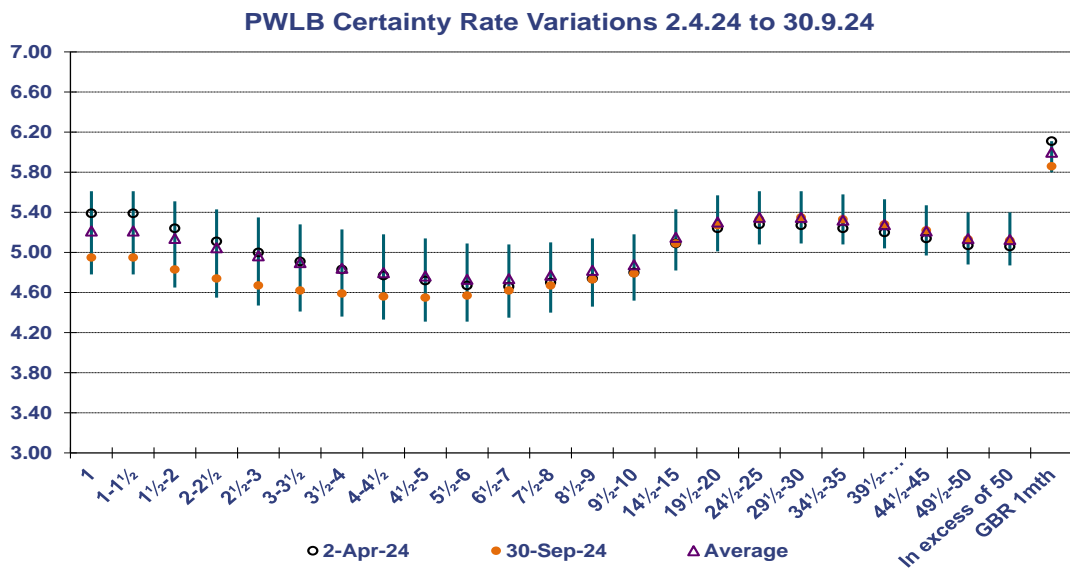
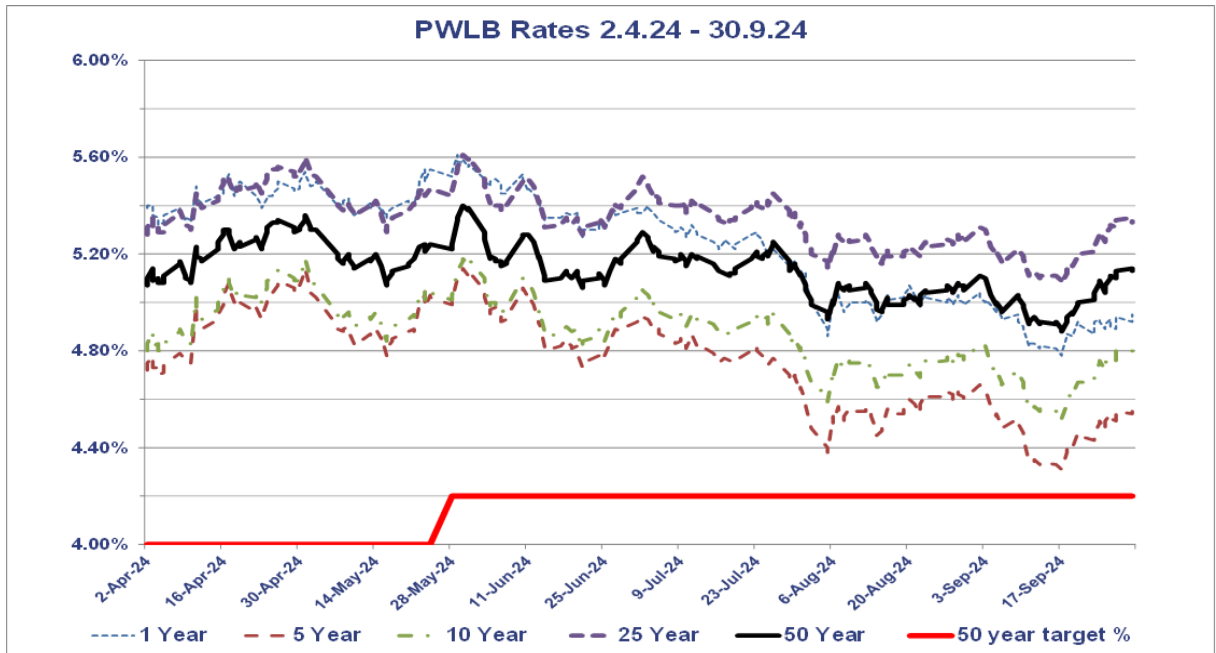
The FTSE 100 reached a peak of 8,380 in the third quarter of 2024 (currently 8.304), but its performance is firmly in the shade of the US S&P500, which has breached the 6,000 threshold on several occasions recently, delivering returns upwards of 25% y/y. The catalyst for any further rally (or not) is likely to be the breadth of AI's impact on business growth and performance.

MPC meetings: 9 May, 20 June, 1 August, 19 September, 7 November 2024

- On 9 May, the Bank of England's Monetary Policy Committee (MPC) voted 7-2 to keep Bank Rate at 5.25%. This outcome was repeated on 20th June.
- However, by the time of the August meeting, there was a 5-4 vote in place for rates to be cut by 25bps to 5%. However, subsequent speeches from MPC members have supported Governor Bailey's tone with its emphasis on "gradual" reductions over time.
- Markets thought there may be an outside chance of a further Bank Rate reduction in September, following the 50bps cut by the FOMC, but this came to nothing.
- On 7 November, Bank Rate was cut by 0.25% to 4.75%. The vote was 8-1 in favour of the cut but the language used by the MPC emphasised "gradual" reductions would be the way ahead with an emphasis on the inflation and employment data releases, as well as geo-political events.

In the chart below, despite a considerable gilt market rally in mid-September, rates started and finished the six-month period under review in broadly the same position.

PWLB RATES 02.04.24 - 30.09.24



HIGH/LOW/AVERAGE PWLB RATES FOR 02.04.24 – 30.09.24

	1 Year	5 Year	10 Year	25 Year	50 Year
02/04/2024	5.39%	4.72%	4.80%	5.28%	5.07%
30/09/2024	4.95%	4.55%	4.79%	5.33%	5.13%
Low	4.78%	4.31%	4.52%	5.08%	4.88%
Low date	17/09/2024	17/09/2024	17/09/2024	17/09/2024	17/09/2024
High	5.61%	5.14%	5.18%	5.61%	5.40%
High date	29/05/2024	01/05/2024	01/05/2024	01/05/2024	01/05/2024
Average	5.21%	4.76%	4.88%	5.35%	5.14%
Spread	0.83%	0.83%	0.66%	0.53%	0.52%

APPENDIX D

TREASURY MANAGEMENT PRACTICE (TMP1) – CREDIT AND COUNTERPARTY RISK MANAGEMENT

The MHCLG issued Investment Guidance in 2018, and this forms the structure of the Council's policy below. These guidelines do not apply to either trust funds or pension funds which operate under a different regulatory regime.

The key intention of the Guidance is to maintain the current requirement for councils to invest prudently, and that priority is given to security and liquidity before yield. In order to facilitate this objective, the guidance requires this Council to have regard to the CIPFA publication Treasury Management in the Public Services: Code of Practice and Cross-Sectoral Guidance Notes. This Council adopted the code on 01/03/2010 and will apply its principles to all investment activity. In accordance with the Code, the S151 Officer has produced its treasury management practices (TMPs). This part, TMP 1 (1) covering investment counterparty policy requires approval each year.

Annual investment strategy – The key requirement of both the Code and investment guidance are to set an annual investment strategy, as part of its annual treasury strategy for the following year, covering the identification and approval of the following:

- The strategy guidelines for choosing and placing investments, particularly non-specified investments which includes the Council being an ethical investor who will give consideration to the environmental, social and governance issues (ESG) when making treasury investment decisions
- The principles to be used to determine the maximum periods for which funds can be committed.
- Specified investments that the Council will use. These are high security (i.e., high credit rating, although this is defined by the Council, and no guidelines are given), and high liquidity investments in sterling and with a maturity of no more than a year.
- Non-specified investments, clarifying the greater risk implications, identifying the general types of investment that may be used and a limit to the overall amount of various categories that can be held at any time.

The investment policy proposed for the Council is:

Strategy guidelines – The main strategy guidelines are contained in the body of the treasury strategy statement.

SPECIFIED INVESTMENTS: These investments are sterling investments of not more than one-year maturity, or those which could be for a longer period but where the Council has the right to be repaid within 12 months if it wishes. They also include investments which were originally classed as being non-specified investments, but which would have been classified as specified investments apart from originally being for a period longer than 12 months, once the remaining period to maturity falls to under twelve months. These are

considered low risk assets where the possibility of loss of principal or investment income is small. These would include sterling investments which would not be defined as capital expenditure with:-

- 1) The UK Government (such as Debt Management Account deposit facility, UK Treasury Bills or a Gilt with less than one year to maturity).
- 2) Supranational bonds of less than one year's duration
- 3) A local authority, housing association, parish council or community council
- 4) Pooled investment vehicles (such as money market funds) that have been awarded a high credit rating by a credit rating agency. For category 4 this covers pooled investment vehicles, such as money market funds, rated AAA by Standard & Poors, Moody's and/or Fitch rating agencies

Within these bodies, and in accordance with the Code, the Council has set additional criteria to set the time and number of monies which will be invested in these bodies. These criteria are set out in the main report.

NON-SPECIFIED INVESTMENTS: These are any investments which do not meet the specified investment criteria. The identification and rationale supporting the selection of these other investments and the maximum limits to be applied are set out below. Non specified investment would include any sterling investments with:

	Non-Specified Investment Category	Limit £
A	Gilt Edged Securities with a maturity of greater than one year. These are Government Bonds and so provide the highest security of investment and the repayment of principal on maturity. Similar to category (a) above, the value of the bond may rise or fall before maturity and losses may accrue if the bond is sold before maturity.	£5m
B	The Council's own banker if it fails to meet the basic credit criteria. In this instance balances will be minimised as far as possible	£1m
C	Any Bank or Building Society that has a minimum long term credit rating of AA, for deposits with a maturity of greater than one year (including forward deals in excess of one year from inception to repayment).	£2m
D	Enhanced Money Market Funds AA rated	£2m
E	Corporate Bond Funds	£2m
F	Local/Community Bonds	£2m
G	Local Authority Property Asset Fund	£4m

H	Certificates of Deposit	£2m
I	Covered Bonds	£1m
J	Property Funds – The use of these instruments can be deemed to be capital expenditure, and as such will be an application (spending) of capital resources. This Authority will seek guidance on the status of any fund it may consider using	£4m

This Authority will seek further advice on the appropriateness and associated risks with investments in these categories.

The monitoring of investment counterparties – The credit rating of counterparties will be monitored regularly. The Council receives credit rating information (changes, rating watches and rating outlooks) from MUFG as and when ratings change, and counterparties are checked promptly. On occasion ratings may be downgraded when an investment has already been made. The criteria used are such that a minor downgrading should not affect the full receipt of the principal and interest. Any counterparty failing to meet the criteria will be removed from the list immediately by the S151 Officer, and if required new counterparties which meet the criteria will be added to the list.

A variety of investment instruments will be used, subject to the credit quality of the institution, and depending on the type of investment made it will fall into one of the above categories.

Accounting treatment of investments. The accounting treatment may differ from the underlying cash transactions arising from investment decisions made by this Council. To ensure that the Council is protected from any adverse revenue impact, which may arise from these differences, we will review the accounting implications of new transactions before they are undertaken.

APPENDIX E

APPROVED COUNTRIES FOR INVESTMENTS (As at 25.11.2024)

This list is based on those countries which have sovereign ratings of AA- or higher, (we show the lowest rating from Fitch, Moody's and S&P) and also, (except - at the time of writing - for Hong Kong and Luxembourg), have banks operating in sterling markets which have credit ratings of green or above in the MUFG credit worthiness service.

Based on lowest available rating

AAA

- Australia
- Denmark
- Germany
- Netherlands
- Norway
- Singapore
- Sweden
- Switzerland

AA+

- Canada
- Finland
- U.S.A.

AA

- Abu Dhabi (UAE)
- Qatar

AA-

- Belgium
- France
- **U.K.**

APPENDIX F

TREASURY MANAGEMENT SCHEME OF DELEGATION

(i) Full Council

- Receiving and reviewing reports on treasury management policies, practices and activities.
- Approval of annual Treasury Management Strategy and Mid-Year Review Treasury Management Indicators.

(ii) Corporate Policy and Resources Committee

- Approval of/amendments to the organisation's adopted clauses, treasury management policy statement and treasury management practices.
- Approval of the division of responsibilities.
- Receiving and reviewing regular monitoring reports and acting on recommendations.
- Approving the selection of external service providers and agreeing terms of appointment.
- Mid-Year Review of Treasury Management Indicators

(iii) Governance and Audit Committee

- Review and scrutiny of the Treasury Management Strategy, policy and procedures and making recommendations to the full Council.

APPENDIX G

THE TREASURY MANAGEMENT ROLE OF THE SECTION 151 OFFICER

The S151 (responsible) officer

- Recommending clauses, treasury management policy/practices for approval, reviewing the same regularly, and monitoring compliance.
- Submitting regular treasury management policy reports.
- Submitting budgets and budgets variations;
- Receiving and reviewing management information reports.
- Reviewing the performance of the treasury management function.
- Ensuring the adequacy of treasury management resources and skills, and the effective division of responsibilities within the treasury management function.
- Ensuring the adequacy of internal audit and liaising with external audit.
- recommending the appointment of external service providers.
- Preparation of a capital strategy to include capital expenditure, capital financing, non-financial investments and treasury management, with a long-term timeframe
- Ensuring that the capital strategy is prudent, sustainable, affordable and prudent in the long term and provides value for money
- Ensuring that due diligence has been carried out on all treasury and non-financial investments and is in accordance with the risk appetite of the authority
- Ensure that the authority has appropriate legal powers to undertake expenditure on non-financial assets and their financing
- Ensuring the proportionality of all investments so that the authority does not undertake a level of investing which exposes the authority to an excessive level of risk compared to its financial resources
- Ensuring that an adequate governance process is in place for the approval, monitoring and ongoing risk management of all non-financial investments and long-term liabilities
- Provision to members of a schedule of all non-treasury investments including material investments in subsidiaries, joint ventures, loans and financial guarantees
- Ensuring that members are adequately informed and understand the risk exposures taken on by an authority
- Ensuring that the authority has adequate expertise, either in house or externally provided, to carry out the above
- Creation of Treasury Management Practices which specifically deal with how non treasury investments will be carried out and managed, to include the following: -
 - Risk management (TMP1 and schedules), including investment and risk management criteria for any material non-treasury investment portfolios.
 - Performance measurement and management (TMP2 and schedules), including methodology and criteria for assessing the performance and success of non-treasury investments.

- Decision making, governance and organisation (TMP5 and schedules), including a statement of the governance requirements for decision making in relation to non-treasury investments; and arrangements to ensure that appropriate professional due diligence is carried out to support decision making.
- Reporting and management information (TMP6 and schedules), including where and how often monitoring reports are taken.
- Training and qualifications (TMP10 and schedules), including how the relevant knowledge and skills in relation to non-treasury investments will be arranged.

APPENDIX H

CAPITAL INVESTMENT STRATEGY 2025/26 – 2029/30

1. Introduction

The Council is required to approve a Capital Investment Strategy in accordance with the Prudential Code for Capital Finance in Local Authorities.

The Capital Investment Strategy provides a high-level overview of how capital investment, capital financing and treasury management activity supports the provisions of services. It considers associated risks and how they are managed and ensures that future financial implications are identified to inform future year's budgets and financial sustainability.

The Strategy forms part of the Council's overall Corporate Planning Framework. It provides a mechanism by which the Council's capital investment and financing decisions can be aligned with the Council's corporate priorities and objectives over a medium term (five year) planning horizon and ensures that the revenue implications of investments are both affordable and sustainable.

The strategy provides a framework for determining the relative importance of individual capital projects. It defines how the capital programme is to be formulated, and it identifies issues and options that influence revenue and capital spending and sets out how the resources will be managed.

Key elements of the strategy.

- Ensures investments meet our Corporate Plan objectives
- Incorporates the requirements of the Asset Management Plan
- Enables the development of a Capital Investment Programme over the medium term (5 years)
- A framework which will identify priorities for the use of resources for investment.
- Decisions are based on sound business cases.
- Risks are identified and mitigated where possible
- Directly links to the Treasury Management Strategy ensuring an affordable and sustainable Capital Investment Programme in adherence to legislation and the Prudential Code.
- Informs the Medium-Term Financial Plan by identifying the revenue impacts of investment decisions.
- Incorporates an annual review to ensure the programme still meets our priorities.
- Considers innovative solutions to funding.

1. Principles Supporting the Capital Investment Strategy

a) Strategy Principles

- The investment programme will support the Council's strategic priorities, therefore, the capital investment programme will link to all key strategic planning documents: specifically the Corporate Plan, Executive Business Plan, Medium Term Financial Plan and the Asset Management Plan.
- Schemes within the programme will be prioritised on an authority wide basis and the process of assessing investments, against specific criteria, will optimise the benefit and relative importance of potential schemes.
- Responsible Investing (RI) - investing in opportunities that seek to generate both financial value and sustainable growth,
- Socially responsible investing (SRI), also known as sustainable, socially conscious, "green" or ethical investing (ESG), as well as any investment strategy which seeks to consider both financial return and social good.

b) Capital Investment Policy

The Capital Investment Strategy will be underpinned by a Land and Property Investment Policy. The policy does not describe detailed operational investment activity but does describe the framework, and principal [underlying] considerations, which the Council will follow when reviewing and subsequently agreeing investment opportunities. It is designed to support the goals and objectives as outlined in the Corporate Plan, the general objectives of a UK public sector service provider and the very specific aims; goals and aspirations of the Council members; executive officers and their teams.

c) Finance Principles

- The overarching principal is the commitment to achieve affordable capital investments over the longer term.
- To pursue all available external funding options and opportunities for leverage of external resources.
- Ensure evaluation for value for money investments by whole life costing (where applicable) and by having robust Business Cases with full financial modelling, and appropriate due diligence in estimates in order to inform the full financial implications
- To develop partnerships, including the pursuit of shared services, joint ventures and community arrangements, where appropriate, to achieve the Council's investment aspirations and value for money.
- Monitoring and evaluation of approved budgets will form part of the quarterly budget monitoring reports.
- Monitoring and evaluation of approved Programmes and projects will form part of Performance Management.
- Encourage community engagement by informing on priorities and consultation on proposals.

- To invest in non-treasury activities to support ongoing sustainability in the delivery of services.
 - Regularly review Business Cases as schemes are developed and update financial models to inform future budget impacts.
- d) Asset Management Principles

The Asset Management Policy ensures that.

- We will take all reasonable and practical steps to ensure the health, safety and wellbeing of staff, visitors and contractors who use or visit our buildings, land or property and who use or are in contact with supporting asset infrastructure.
- We will ensure that all our buildings and land and property assets are fully compliant with current legal requirements, are fit for purpose and managed and maintained in accordance with best practice.
- We will ensure that infrastructure supporting our physical assets is safe and fully compliant with relevant legislative and regulatory requirements.
- All activity on our assets will be carried out in compliance with relevant legislative and statutory requirements.
- We will assess asset related risks and manage such risk in accordance with our corporate risk management policy or in accordance with procedures relevant to the specific asset, its use and function.
- We will retain and/or acquire physical assets which are appropriate to our business and function and dispose of those assets which are not fit for purpose, or which cannot support our business or investment criteria.
- We shall continue to actively develop our asset management systems; processes and procedures in a way which is appropriate; efficient; transparent and sustainable and which supports the best management outcomes for our physical assets.
- We shall continue to train and develop staff across the asset management discipline and apply technology and innovation where practical.
- We shall seek continual improvement of our management capability and activities to ensure value for money for all stakeholders.

3. Capital Investment Priorities

The Council's proposed Capital Investment Programme 2025/26 will support the Corporate Plan's key themes.

- Our People – Health and Wellbeing, Leisure, Skills, Vulnerable Groups and Communities

- Our Place – Economic Growth, External Investment, Social Regeneration, Infrastructure, Enhanced Environment
- Our Council – Finances, Structures, Partnerships, Policies, Governance

The Council's financial planning process ensures that the decisions about the allocation of capital and revenue resources are taken to achieve a corporate and consistent approach. The key corporate documents and relevant linkages with this strategy include.

- The Corporate Plan – priorities for the medium term
- The Medium-Term Financial Plan - incorporates the Financial Strategy, revenue budget financial impacts of capital investment decisions.
- The Reserves Strategy- prioritises the use of reserves for capital and revenue purposes.
- The Treasury Management Strategy (including Investment Strategy) informs the affordability and sustainability of prudent investment decisions.
- The Commercial Portfolio Strategy – informs how acquisitions of investment properties will be made on a risk-based approach
- The Value for Money Strategy – Ensuring VFM is achieved from investment decisions.
- The Housing Strategy – Supporting housing growth and regeneration within the district.
- The Land and Property Investment Strategy -
- The Asset Management Policy – Investment needs of our own land and property holdings
- Service Plans – Investment need for delivery of quality services

4. The Capital Investment Strategy Process

The strategic approach to revenue and capital investment decisions needs to be formalised to ensure that our resources are directed to the most appropriate schemes which both deliver our corporate priorities, and which are based on sound business cases. Assessment and prioritisation of capital investments schemes are based on uniform criteria.

Therefore, the Capital Investment Strategy Process has been developed which will ensure that prioritisation of investments is directed to deliver Corporate Objectives and delivery of the Executive Business Plan and Service Business Plans in addition to generating returns to support delivery of core services.

The process for includes:

- Review existing Capital Programme, timing, budget requirements etc.
- Annual review of existing Projects
- Asset Management Plan – detailed costs of required investment in property portfolio and property assets to be disposed.
- Review of asset replacement programmes
- Consideration of financing availability i.e., Earmarked Reserves, Grant funding, Capital Receipts and Prudential Borrowing

- Business Planning – identifying new schemes and projects for evaluation both capital and revenue.
- Evaluation of all proposed schemes against scoring matrix.
- Consider core service funding requirements and opportunities to invest in non-Treasury assets to generate returns

The final approved Capital Investment Programme and its financial implications are included within the Medium-Term Financial Plan, submitted to the Council annually in March for approval.

Fully costed and appraised business cases for each scheme will be presented to a relevant Board for consideration prior to any decision being made.

The Capital Programme consists of 4 levels of activity.

- Pre-Stage 1 – Business Case in preparation
- Stage 1 – Budget approved – requires full business case
- Stage 2 – Business case approved in principal or awaiting funding
- Stage 3 and Business as Usual (BAU) – Approved to spend and funding secured

The investment and the ongoing revenue implications of each scheme are ascertained from the financial implications and appraisals within the business case.

The Capital Investment Value is assessed against the capital definition, and deminimis limits (£10k).

Revenue Implications – include the impact on revenue budgets for running costs/additional staffing etc. and the impact of the cost of borrowing or loss of investment interest if capital receipts and revenue reserves are to be utilised.

5. Governance of the Capital Investment Programme

In accordance with the Constitution and governance arrangements, the Council reviews its capital requirements and determines its Capital Programme within the framework of the MTFP and as part of the annual budget process. Resource constraints mean the Council continually needs to prioritise expenditure in light of its aims and priorities and considers alternative solutions.

To ensure that available resources are allocated optimally, capital programme planning is determined in parallel with service and revenue budget planning processes within the framework of the MTFP.

New programmes of expenditure will be appraised following a clearly defined Business Case gateway process.

The Council will approve in principal the Capital Investment Programme, and will approve the release of funding for replacement and renewal programmes. This is undertaken annually in March as part of budget setting and the approval of the Medium-Term Financial Plan.

The Governance and Audit Committee will provide assurance on this Capital Investment Strategy.

Corporate Policy and Resources Committee will be responsible for approving release of funding for the Capital Investment Programme and will therefore receive reports for each scheme detailing the business case, cost, proposed funding and revenue implications.

Corporate Policy and Resources Committee will receive quarterly monitoring and update reports which may include details of.

- New capital investment schemes
- Slippage in programme delivery
- Programmes removed or reduced
- Virements (budget movements) between schemes
- Revisions in spend profile
- Overspending
- Capital acquisitions and disposals
- Loan advances and outstanding loan balances

Progress on specific programmes will also be monitored in relation to projects through the Performance Monitoring reporting framework.

The Programme Board will receive monthly highlight reports

The Management Team will receive quarterly monitoring reports and any exception reporting.

Budget Managers will receive monthly monitoring reports.

6. Capital Financing

The funding of Capital schemes can come from a number of resources, the use of external resources will take precedent.

- Prudential borrowing
- Revenue contributions and Earmarked Reserves
- Capital Receipts
- External grants and contributions (including S106 and Community Infrastructure Levies (CiL))
- Leasing
- Other sources – i.e., partnerships or private sector involvement

This strategy, the outcomes of which will inform the MTFP, is intended to consider all potential funding options available to the Council and to maximise the financial resources available for investment in corporate priorities and service provision and improvement.

To deliver our strategic objectives, especially in relation to economic and housing growth, regeneration, in addition to investment in commercial property,

which is designed to provide a revenue return, significant levels of investment will be required, which will result in a borrowing need.

7 Prudential Borrowing

The Council has discretion to undertake Prudential borrowing to fund capital projects with the full cost of that borrowing (interest and minimum revenue provision) being funded from Council revenue resources and/or capital receipts. This discretion is subject to complying with the Code's regulatory framework which essentially requires any such borrowing to be prudent, affordable and sustainable. Prudential borrowing provides an option for funding additional capital development however it has to be funded each year from within the revenue budget and by generating additional ongoing income streams from the investment.

Given the pressure on the Council's revenue budget in future years, prudent use will be made of this discretion in cases and only where there is a clear financial benefit, such as "invest to save", "invest to earn". Consideration will only be given to commercial investments where returns are expected to be higher than the revenue costs of the debt, provision of loans where principal repayments will be utilised as proxy for MRP, borrowing or major regeneration schemes which do not increase revenue expenditure levels in the longer term but provide a beneficial economic and or social impact.

The Council will remain cautious and prudent in the extent of prudential borrowing undertaken to fund new capital investment.

Where prudential borrowing is utilised to fund Capital Investment, financial implication considerations will be provided including the risks and opportunities of the investment over both the payback period and over the repayment period of any debt taken out.

8 Revenue Contributions and Earmarked Reserves

Our continued prudent approach is to set aside revenue resources to fund capital replacement programmes and asset management funding.

New Homes Bonus Grant will continue to be set aside for the purpose of investment in growth and regeneration (economic and housing) and this strategy has been included in the MTFP.

We will consider future Earmarking of Reserves for service investment needs, invest to save and invest to earn projects and enhancements to our own property assets, in addition to consideration of revenue contingencies, volatility and budget smoothing.

Our own resources will therefore be utilised to fund those schemes which provide a Socio-Economic return on investment, invest to save schemes which achieve efficiencies, and investment in our operational service asset needs.

9 Capital Receipts

Capital receipts generated from the following sources and where appropriate utilised as detailed.

- Loans principal repayments – used to repay prudential borrowing
- Receipts from Asset Disposal (operational property assets or surplus land)
- Commercial Portfolio Properties – repayment of borrowing
- Share of RTB Housing Transfer Agreement – future investment
- Insurance settlements – replacement of asset

10 External Grants and contributions (incl S106 and Community Infrastructure Levy (CiL))

The Council will actively pursue grants and contributions and other innovative solutions to funding of capital investment schemes. This funding will be utilised in the first instance.

11 Leasing

The use of leasing will be undertaken where alternative funding is not available for vehicles or minor equipment and the revenue budget does not allow for a full capital repayment. Where there is a robust business case then the option of leasing may be considered.

12 Other Sources of Funding

There are a range of other potential funding sources which may be generated locally either by the Council itself or in partnership with others i.e., a growing number of private organisations are showing interest where clear joint benefits exist. Each case will be subject to specific financial appraisals and appropriate governance arrangements.

13. Investment in Commercial Properties (Non-Treasury Investments)

Any acquisition of Commercial Properties will be in accordance with the Commercial Portfolio Strategy and are being acquired to support delivery of services in a financially sustainable organisation. Up to £30m has been approved for investment in Commercial Property in support and protection of Council Services.

Appropriate experts are engaged as required.

All assets will be assessed against a set criteria and the Chief Executive and the Leader of the Council have delegated Authority to complete on the acquisition of assets which score 50 or more out of 70. Any asset which falls below this threshold or registers a zero against any criteria may still be considered but specific justification will need to be provided and the decision to proceed taken to the Corporate Policy and Resources Committee for approval.

An annual review will be undertaken of the Commercial Property Portfolio to ascertain whether its fair value is sufficient to provide security against loss against the capital investment, and therefore adequate to meet the cost of outstanding borrowing.

Under the Minimum Revenue Provision (MRP) Policy, there will be an annual MRP charge for borrowing undertaken to finance Commercial Properties in line with the latest guidance from MHCLG.

A Valuation Volatility Earmarked Reserve has been created with a balance of £0.733m which reflects 4% of purchase price of the portfolio, which will reduce over the medium term, reflecting the introduction of an annual MRP charge to reduce outstanding prudential borrowing. This will help mitigate any financial loss of investment upon the sale of an asset should there be any shortfall against outstanding debt. A proportion of the annual revenue income generated from the investment will be allocated for risk provision.

A Commercial Contingency revenue base budget is also included within the MTFP to mitigate the risk of not achieving the desired level of yield from the Portfolio in year.

These investment assets are not deemed to be liquid over the short term but are likely to be held for the medium term of 5-10 years.

A number of prudential indicators in relation to these investments are contained within the Treasury Management Strategy and will be monitored throughout the year.

14. Risk

All capital projects have a risk register, with all risks affecting the project considered.

A specific risk of capital investment is the impact on the Council's VAT partial exemption (recovery of exempt VAT up to 5% of overall VAT). If exempt VAT exceeds 5% the whole amount is then irrecoverable. Each scheme is therefore assessed for its impact

15. Conclusion

The Capital Investment Strategy is a working document, which enables the Council to make informed rational capital investment decisions to achieve its corporate priorities and objectives. It provides a framework for determining the relative importance of individual projects.

The strategy will be reviewed annually to ensure that it remains relevant and effective.